

True Potential 7IM Growth

Objective and Investment Policy

The Fund aims to provide a total return, with a focus on growth over a rolling 3-year period net of fees.

The investments in the Fund are mostly passive (tracks the performance of a stock index or another type of investment), but the investment manager makes active decisions on the mix of assets in their Fund.

Recommendation: this fund may not be appropriate for investors who plan to withdraw their money within 3 years.

The Fund will invest predominantly, directly or indirectly, in shares (unit of ownership in a company).

The Fund may invest, directly or indirectly, in: Bonds (issued by governments and other organisations), other investment funds, cash, deposits, money market instruments (investments usually issued by banks or governments that are a short-term loan to the issuer by the buyer), derivatives, hedge funds (indirectly), private equities (indirectly), property (indirectly) and commodities (indirectly).

There are no geographical restrictions on the countries of investment.

The Fund may use derivatives (a financial instrument whose price is dependent upon or derived from one or more underlying assets) for Efficient Portfolio Management (EPM), i.e. to protect against market or currency movements, to reduce costs, or to earn income or capital. The Fund may also use derivatives for investment purposes.

You can buy and sell shares on any working day in London, excluding UK public and bank holidays.

The Benchmark for this fund is Morningstar UK Moderately Adventurous Target Allocation, this is a Comparator Benchmark. The benchmark may be used as a guide to compare and assess the performance of the Sub-Fund. Our aim is to help you monitor how your investment is performing. The Manager believes this is an appropriate comparator benchmark, given the multi-asset nature and relative risk profile of the Sub-Fund. The Sub-Fund does not use the benchmark as a target, nor is the Sub-Fund constrained by it. The mix of assets in the Sub-Fund may vary from those of the benchmark (and its constituents). Accordingly, it should be used for reference purposes only.

This fund may invest principally in collectives. Further information can be found in the True Potential OEIC 1 Prospectus available at www.truepotential.co.uk/documents/

*OCF payable can fluctuate over time as the underlying investments are variable and can change. The OCF figure is sourced from the KIID dated 16/02/2024 found at www.truepotential.co.uk/documents/.

** The Historic Yield reflects distributions declared over the past 12 months, as a percentage of the latest share/unit price. Investors may be subject to tax on their distributions. Please note, for some funds, it may be True Potential Administration's policy to charge certain expenses to capital, partially or in full. Full details are disclosed in the prospectus found at www.truepotential.co.uk/documents/.


***Source: Seven Investment Management (as of 31/03/2024)
Asset Allocation is subject to change at any time without notice, is for information purposes only and should not be construed as an investment recommendation.

Please be aware that there is no guarantee that capital will be preserved.

Investment Manager

 true potential investments

Sub-investment manager



Ongoing Charges Figure (OCF)*: 0.70%

There are no entry or exit charges.

Launch Date: 20 January 2016

Risk Profile: Growth

The Growth Investor may be willing to accept high risk and chance of loss in order to achieve higher return on his or her investment. Significant losses over an extended period may prompt the Growth Investor to shift to a less risky Investment.

Why True Potential 7IM Growth?

The True Potential 7IM Growth Fund is sub-managed by Seven Investment Management LLP and is managed in line with the 7IM AAP Moderately Adventurous Fund.

The True Potential 7IM Growth Fund provides a diversified fund designed to provide the opportunity for capital growth and income through diversified exposure, directly or indirectly, to global equity and fixed income markets.

Key Information

True Potential 7IM Growth Inc

ISIN: GB00BYW6SX21

True Potential 7IM Growth Acc

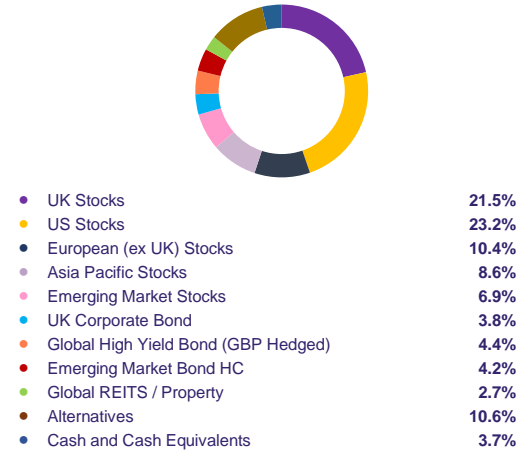
ISIN: GB00BYW6SY38

12 month historic yield**: 1.76% (Inc), 1.74% (Acc)

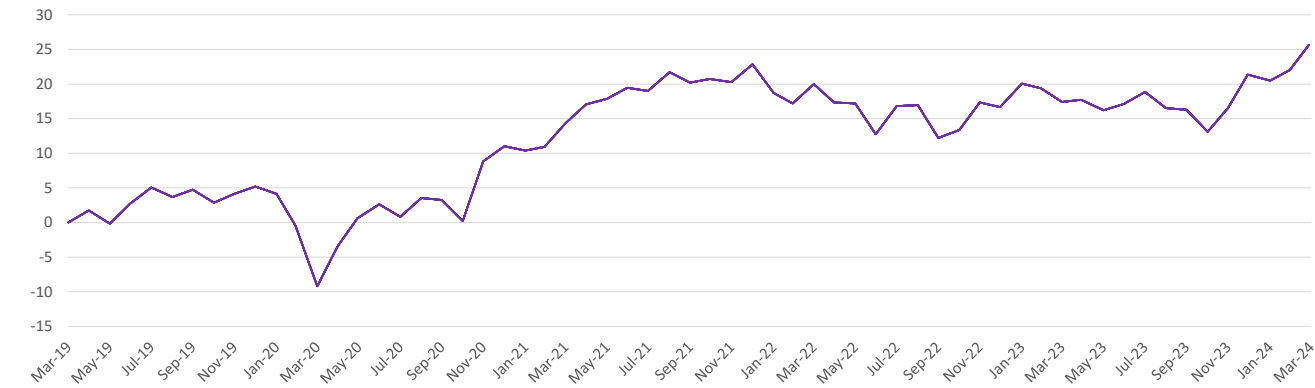
Yield as of 31 March 2024

Source: True Potential Administration

Asset Allocation*:**



Cumulative Performance (%)*



Percentage Growth							
	1 Month	3 Months	6 Months	1 Year	3 Years	5 Years	Since Launch
True Potential 7IM Growth Acc*	3.0%	3.5%	8.0%	7.0%	9.9%	25.6%	66.6%

Annual Percentage Growth							
	Mar 2018 Mar 2019	Mar 2019 Mar 2020	Mar 2020 Mar 2021	Mar 2021 Mar 2022	Mar 2022 Mar 2023	Mar 2023 Mar 2024	Mar 2023 Mar 2024
True Potential 7IM Growth Acc*	1.9%	-9.2%	25.9%	4.9%	-2.1%		7.0%

* Source: Bloomberg, based on net asset value (as of 31/03/2024). Past performance is not a reliable indicator of future performance.

Important Information

From 1st June 2021, True Potential Administration LLP took over from Smith and Williamson Fund Administration Limited as the Authorised Fund Manager. True Potential Investments LLP will continue as the Investment Manager.

From the 1st October 2022 this fund changed name from 'True Potential Growth 7' to 'True Potential 7IM Growth'.

From 4th December 2023, the Depository has changed from HSBC Bank PLC to Northern Trust Investor Services Limited.

A Fund Prospectus and Key Investor Information Document (KIID) are available from www.truepotential.co.uk/fund-administration/#fund-documents or by email to investmentmanagement@tpllp.com.

The Morningstar Indexes are the exclusive property of Morningstar, Inc. Morningstar, Inc., its affiliates and subsidiaries, its direct and indirect information providers and any other third party involved in, or related to, compiling, computing or creating any Morningstar Index (collectively, "Morningstar Parties") do not guarantee the accuracy, completeness and/or timeliness of the Morningstar Indexes or any data included therein and shall have no liability for any errors, omissions, or interruptions therein. None of the Morningstar Parties make any representation or warranty, express or implied, as to the results to be obtained from the use of the Morningstar Indexes or any data included therein.

With investing, your capital is at risk. Investments can fluctuate in value and you may get back less than you invest. Past performance is not a guide to future performance. This factsheet is not personal financial advice.